



ترايثلون عجمان
Ajman Triathlon

AJMAN TRIATHLON

12-10 -2025

**Olympic, Sprint, Super
Sprint & Juniors Super Sprint**



حكومة عجمان
Government of Ajman

دائرة التنمية السياحية
Department of Tourism Development

Endurance
SPORTS SERVICES

ترايثلون الإمارات
UAE TRIATHLON

AJMAN TRIATHLON

Olympic | Sprint

Super Sprint | Junior Super Sprint

, Ajman , UAE

RACE BRIEFING

Ajman Triathlon

Thank you for joining us for this unique event in AJMAN for the first time.

The following pages outline all the important information you need to know on race day.

A reminder to all triathletes that this is a community-based event focusing on allowing individuals, families, clubs and groups of athletes to experience a race environment in a social yet competitive atmospheres.


Ajman Triathlon Location

Google Maps: AJMAN CORNICHE ,

<https://maps.app.goo.gl/RyLtFbUVbyZVA2GX7>

Ajman Triathlon

The distances and lap totals for the various races are listed in the table below:

Distance	SWIM 	CYCLE  5.79 km	RUN 
Olympic	1500M	40.6 KM (7) Laps	8 KM (2) LAPS
Sprint	750M	23.2 KM (4) Laps	4 KM (1) LAPS
Super Sprint	375M	11.6 KM (2) Laps	2.5KM (1) LAPS
Juniors Super Sprint	150M	5.8 KM	1.5KM

AJMAN TRIATHLON TRANSITION SET UP

Public beach

SWIM OUT

Seroop Restaurant
and Cafe
مطعم و مقهى سروب
Syrian

Nalukettu

BIKE OUT

RUN IN

TRANSITION

BIKE IN

RUN OUT

BIKE DESCENT LINE

BIKE DESCENT LINE

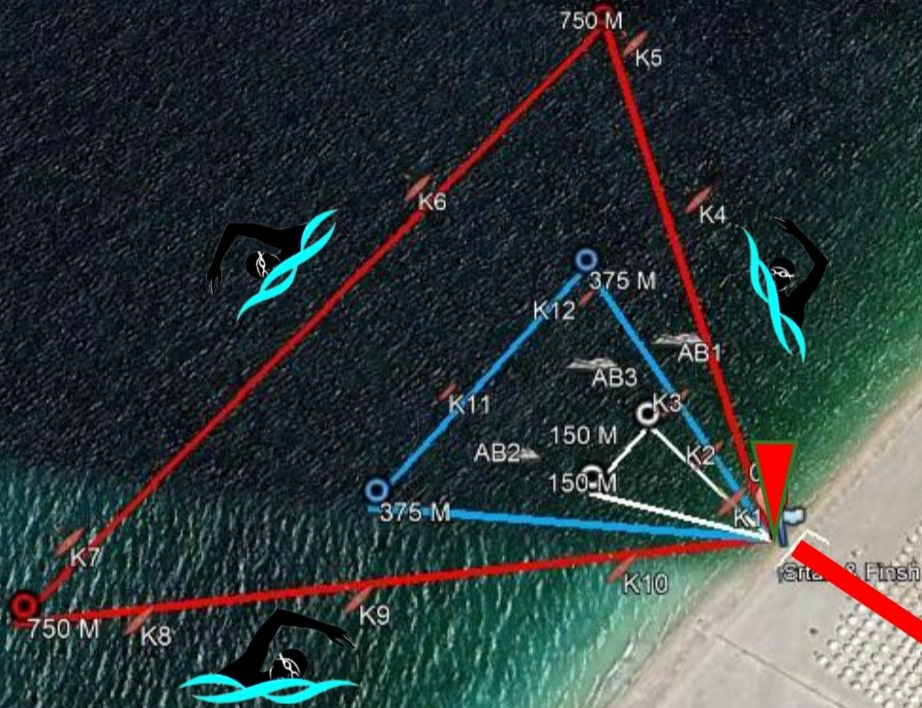
شارع الشيخ حميد بن راشد النعيمي

شارع الشيخ حميد بن راشد النعيمي

شارع الشيخ حميد بن راشد النعيمي



AJMAN TRIATHLON SWIM COURSE



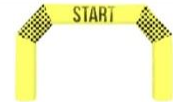


RUN ROUTE

Map Legend

مفتاح الخريطة

START & FINISH



البداية والنهاية

LONG DISTANCE



المسافة الطويلة

SPRINT



سبرينت

SUPER SPRINT



سوبر سبرينت

WATER STATION



محطة مياه



RACE SETUP

Map Legend

مفتاح الخريطة

مسار الدراجات




CYCLING ROUTE

PRE/POST RACE	RUN	CYCLE	Swim
Watch	Running Shoes	Bike	Goggles (+Spare Pair)
Race Belt	Towel	Bike Shoes	Swim Cap (provided in race pack)
Safety Pins (for race number if not using Race Belt)	Cap/Hat	Helmet	Body Glide or similar lubrication
Pre and Post race nutrition		Sunglasses	Swimming Costume/Trisuit/Tri Knicks
Heart rate monitor	Running Clothes	Mini-pump	Timing Chip and Strap (provided in race pack)
Phone		Race Belt	
Photo ID		GPS/Bike Computer	
Post-race shoes/clothes		Spare Tyre/Tubular	
Race Pack		Water bottles	
Sunscreen		Bike clothes	
Pump			Wetsuit (only allowed if water temperature is below 24°C)
Any personal medication			
Bike repair tools/tape			

RACE DAY PROGRAM

- 04:45 AM : Transition area open
- 04:53 AM : Al Fajer prayer
- 06:00 AM : Transition area close
- **06:10 AM : Roads leading to the start/finish close**
- 06:10 AM : Race briefing
- 06:12 AM : Sunrise
- 06:15 AM : Wave 1 : Junior Super Sprint distance
- 06:30 AM : Wave 2 : Olympic distance start
- 06:35 AM : Wave 3 : Sprint (Individual & Relay) distance start
- 06:40 AM : Wave 4 : Super Sprint distance start
- 08:45 AM : Coronation ceremony (Sprint, Super Sprint & Junior)
- 09:15 AM : Coronation ceremony (Olympic)
- 09:15 AM : Bike course cut-off time

Race Medal



Racing Shirt



RACE PACK

You will find the following items in your race pack:

A. TIMING STRAP

Please check the front of your envelope to ensure it includes the correct bib number. If this is incorrect, then please notify a member of staff at registration.

B. SWIM CAP

This swim cap will be the color that matches your competition. Some athletes like to wear two swim caps but please ensure the cap you receive is the cap you wear on top so you can be easily recognized during the swim leg of your race.

C. RACE NUMBERS

You will receive a sheet of race numbers which must be placed on different parts of your equipment.

D. COMPETITOR WRISTBAND

You will be given a colored wristband at registration when you pick up your race pack. Please make sure to wear your wristband and do not remove it until after the race. You will need this wristband to access competitor-only areas of the venue such as the swim start and transition area. For Teams, the wristband should be worn by the Bike rider for your team. It is important that you keep this wristband on until after you have collected your bike at the completion of the race. The wristband number will be checked against your bike number when leaving the transition area, along with your Race Bib.

TRANSITION

The transition area :Only competitors and race officials/volunteers will be allowed entry to the transition area on race day.

One (1)Parent or Guardian will be allowed into the transition area, Pre-Race ONLY, to assist their competitor for the Junior Super Sprint.

The transition area will open for the collection of bikes once the last competitor in your race distance has completed the cycle course. We appreciate that you wish to access your equipment as soon as possible and do everything in our power to achieve this. But remember thatcompetitors that race after you have the same right to a clean transition area despite starting in a later wave.

Each wave will have a clearly marked allocated area for racking. You must rack on your designated number within this area, please do not rack your bike in another Wave area or another number.

Be aware when racking your bike of the competitor's equipment to either side of you and do not take more space thanyou require. Each competitor is allocated enough bike rack space and those taking up too much space may have their equipment moved. Ifyou are unsure as to your racking location, then please ask a friendly volunteer who will be able to help you with this.

Please note that NO BAGS are permitted to be left in the Transition area once transition closes.

If this is your first triathlon, please remember that we have limited area in the transition and to keep all your belongings close to your bike. Please be mindful of other competitors in these areas and respectful to their space and equipment

HOW TO USE YOUR TIMING CHIP

- NO CHIP=NO TIME
- When collecting your Race Pack, your timing chip will be in the envelope provided.
- **IMPORTANT:** Your timing chip must be securely fastened around your LEFT ANKLE before you start your race and must not be removed until after you cross the finish line. Please do not wear your timing chip anywhere else.
- **PLEASE NOTE:** YOU MUST HAND BACK YOUR TIMING CHIP AND BAND AT THE END OF THE RACE. YOU WILL BE CHARGED FOR ANY LOSS OF YOUR TIMING CHIP AED300.00

RELAY INSTRUCTIONS

SWIM: The swimmer must wear the timing chip on their LEFT ankle and follow the steps above for the race start. After exiting the swim, they will make their way to the designated area in transition where they will remove the timing chip and fasten it on the left ankle of the cyclist. Swimmers are not allowed to stay in transition

BIKE: Once the timing chip has been securely fastened on the cyclist's left ankle, the cyclist must then ensure that they have their race numbers showing in the correct positions on the bike and that their bib number is on their back. The cyclist must first secure their helmet before unpacking their bike. Remember, if you are in motion your helmet is fastened on your head!

Once the cycle leg is complete the cyclist **MUST** rack their bike securely before removing their helmet. The cyclist will first rack their bike and then run to the end of transition where they will hand over the timing chip to the runner in the team and securely fasten it on their left ankle.

RUN: Once the team cyclist has racked their bicycle and swapped over timing chip to the runner and placed this on their own LEFT ankle, the team runner is to follow all course signage for the distance in which they are competing. Each team will receive 2 race bibs one for the cyclist and one for the runner. The runner will need the race bib to enter the transition area prior to starting the run.

FINISH: You all took part in the race, so you are all entitled to enjoy the finish! Teams are allowed to cross the finish line together to savor the moment. The swimmer and cyclist are requested to wait outside of the finish chute until their runner appears. Please be aware of the other competitors as you make your way down the finish chute and don't unnecessarily block the other finishers in your enthusiasm to soak up the finish.

Coronation categories

Olympic	Sprint	SuperSprint	Juniors SuperSprint	Distance
	13-15	13-15	5-7	Age groups
	16-18	16-18	8-10	
19-29	19-29	19-29	11-12	
30-39	30-39	30-39		
40-49	40-49	40-49		
50+	50+	50+		
Emirati category	Emirati category	Emirati category		Total
Open category	Open category	Open category		
Winner 42	Winner 48	Winner 48	Winner 18	Total
Winner 156				


Thank You



www.eevents.ae

Facebook: EnduranceSS

Instagram & X: endurance_ss



events@endurancess.com



HAZIM HATAMLEH

0529077769